

Regional Profile

South Central Enterprise Region

Theme 4: Aboriginal Population

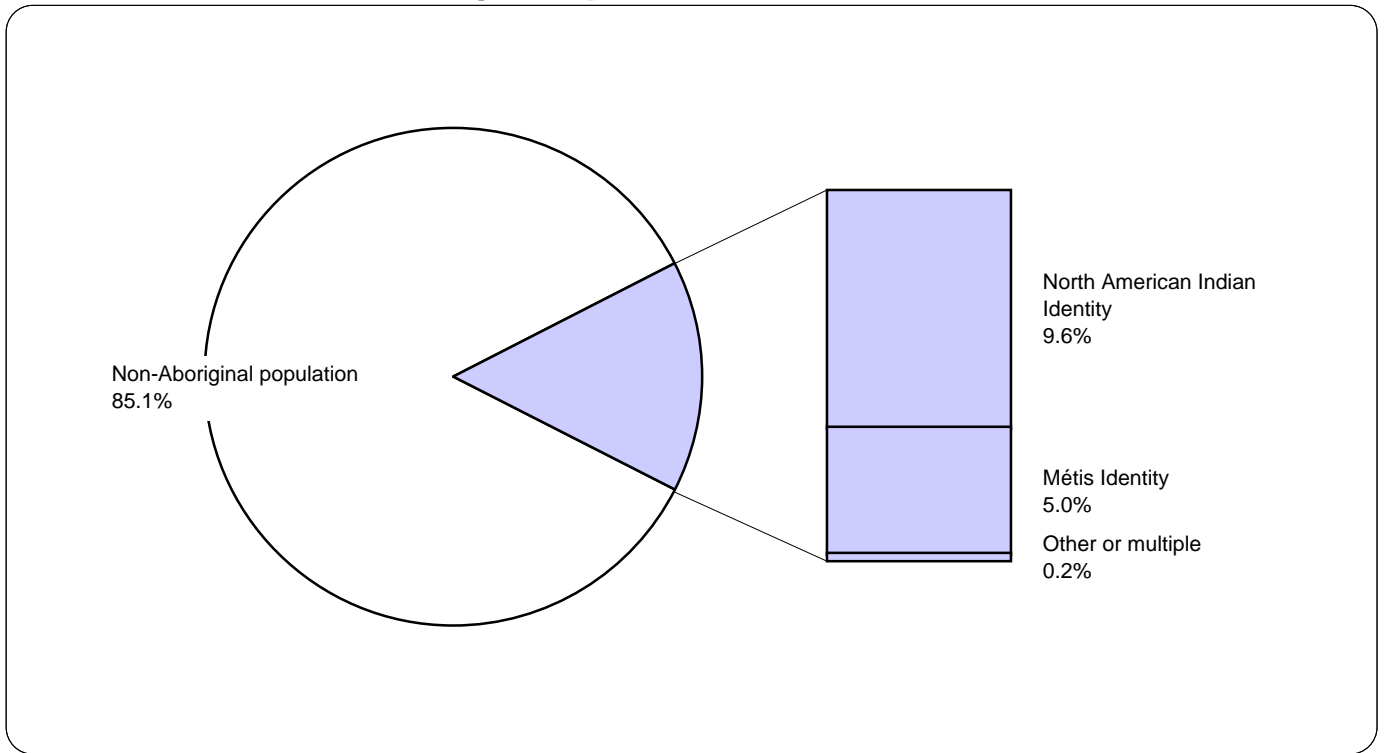
	Counts			Share of Total		
	1996	2001	2006	1996	2001	2006
Saskatchewan						
Aboriginal and non-Aboriginal total	976,615	963,155	953,850	100.0%	100.0%	100.0%
Non-Aboriginal population	865,370	832,960	811,960	88.6%	86.5%	85.1%
Aboriginal population*						
North American Indian Identity	72,830	83,745	91,400	7.5%	8.7%	9.6%
Métis Identity	35,855	43,695	48,115	3.7%	4.5%	5.0%
<u>Other or multiple</u>	<u>2,560</u>	<u>2,750</u>	<u>2,375</u>	<u>0.3%</u>	<u>0.3%</u>	<u>0.2%</u>
Total Aboriginal	111,245	130,190	141,890	11.4%	13.5%	14.9%
Aboriginal Population by Residence						
Urban areas**	46,920	57,165	62,150	43%	44%	44%
Towns/villages	8,400	11,125	12,190	8%	9%	9%
Rural municipalities	4,365	6,260	6,605	4%	5%	5%
Indian Reserves	25,960	28,835	29,660	24%	22%	21%
<u>North***</u>	<u>24,700</u>	<u>26,690</u>	<u>29,085</u>	<u>22%</u>	<u>21%</u>	<u>21%</u>
Total	110,345	130,075	139,690	100%	100%	100%
South Central Enterprise Region						
Aboriginal and non-Aboriginal total	56,055	52,695	50,315	100.0%	100.0%	100.0%
Non-Aboriginal population	54,860	50,925	48,070	97.9%	96.6%	95.5%
Aboriginal population*						
North American Indian Identity	380	415	580	0.7%	0.8%	1.2%
Métis Identity	795	1,235	1,640	1.4%	2.3%	3.3%
<u>Other or multiple</u>	<u>20</u>	<u>120</u>	<u>25</u>	<u>0.0%</u>	<u>0.2%</u>	<u>0.0%</u>
Total Aboriginal	1,195	1,770	2,245	2.1%	3.4%	4.5%
Aboriginal Population by Residence						
Urban areas**	965	1,420	1,625	82%	80%	71%
Towns/villages	130	255	340	11%	14%	15%
Rural municipalities	80	110	320	7%	6%	14%
Indian Reserves
<u>North***</u>	<u>...</u>	<u>...</u>	<u>...</u>	<u>...</u>	<u>...</u>	<u>...</u>
Total	1,175	1,785	2,285	100%	100%	100%

* Those who reported that they were members of a First Nation, Registered, or Treaty Indians but do not identify with an Aboriginal group are classified in the "other" Aboriginal identity category.

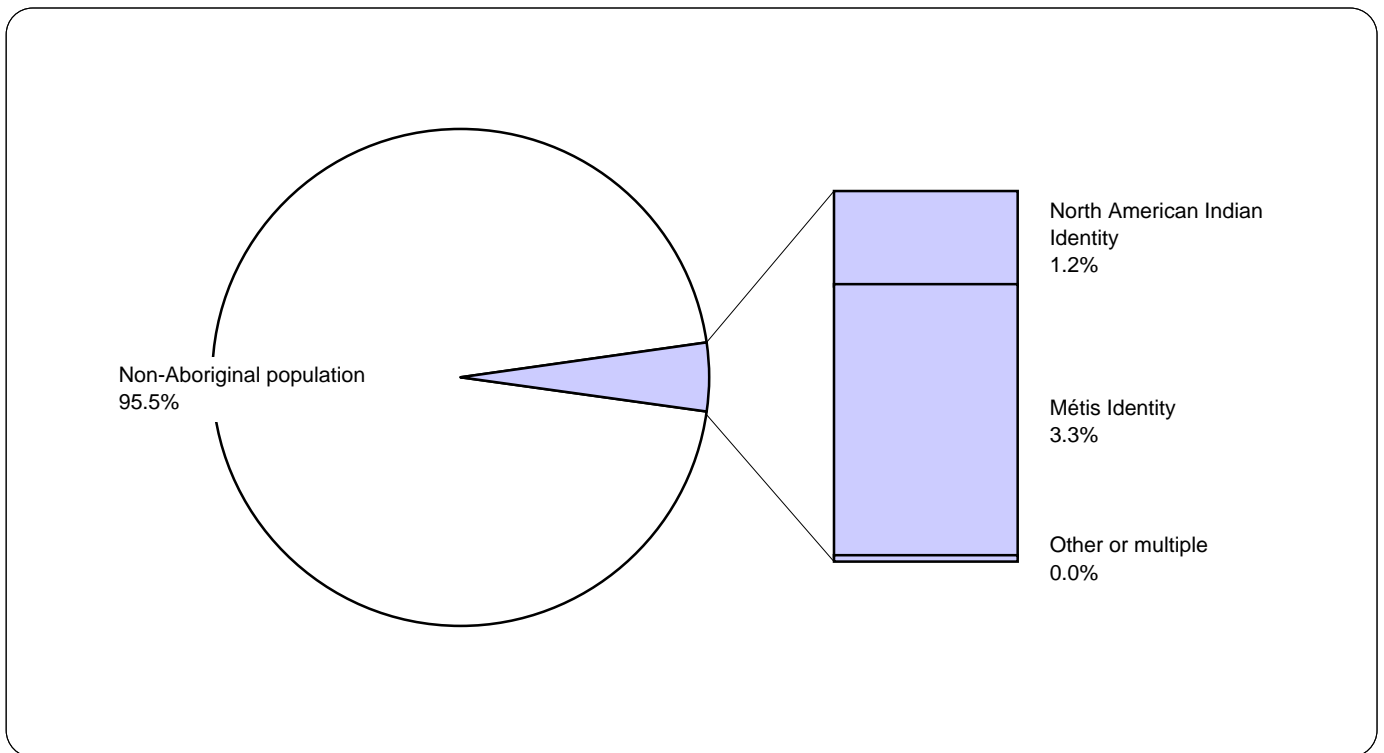
** Regina, Saskatoon, Prince Albert, Moose Jaw, Estevan, Humboldt, Melfort, Melville, North Battleford, Swift Current, Weyburn Yorkton, and the Saskatchewan portion of Lloydminster. Includes surrounding "bedroom communities".

*** Census Division #18, also called the Northern Administration District, including towns/villages and Reserves

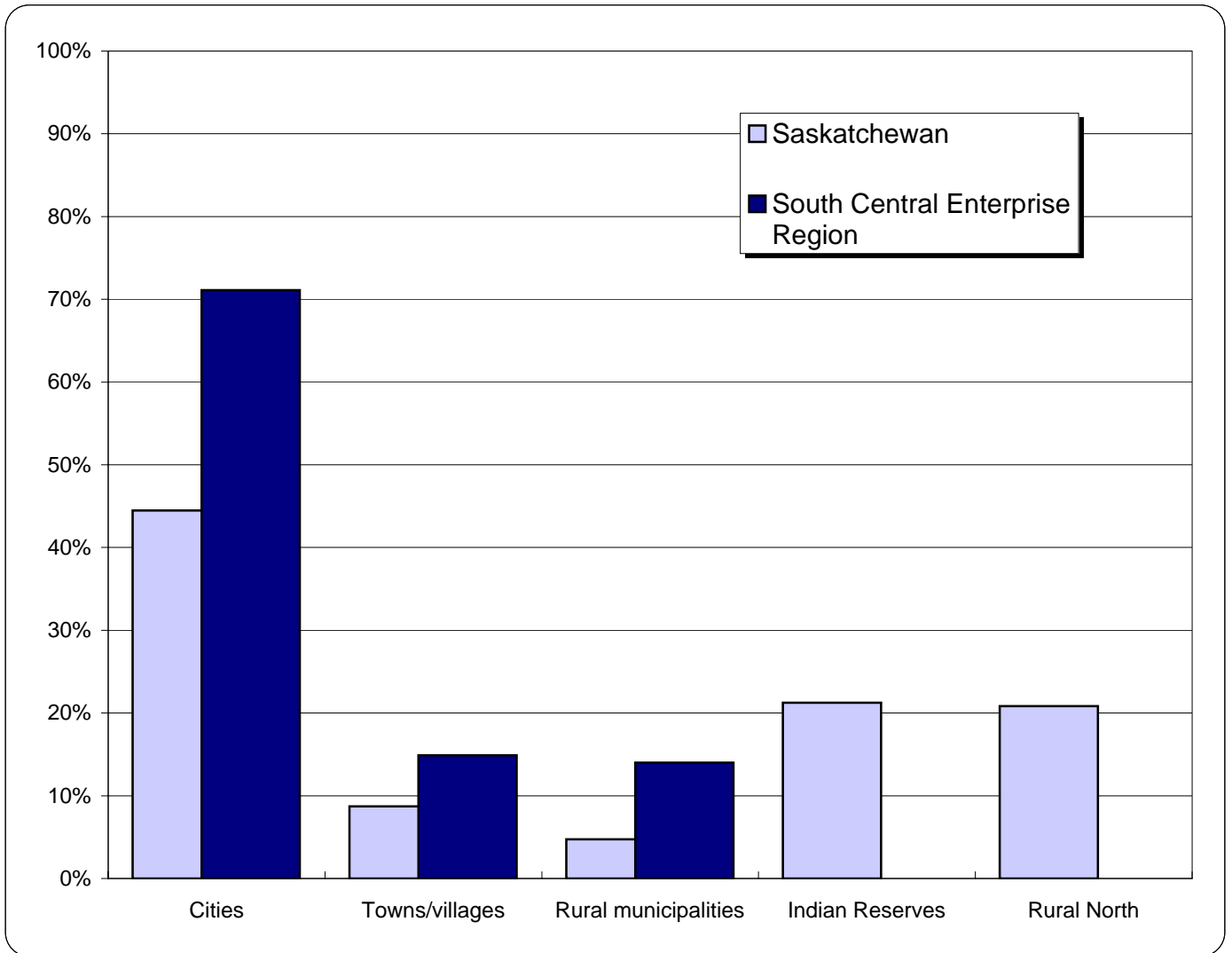
Aboriginal Population in Saskatchewan, 2006



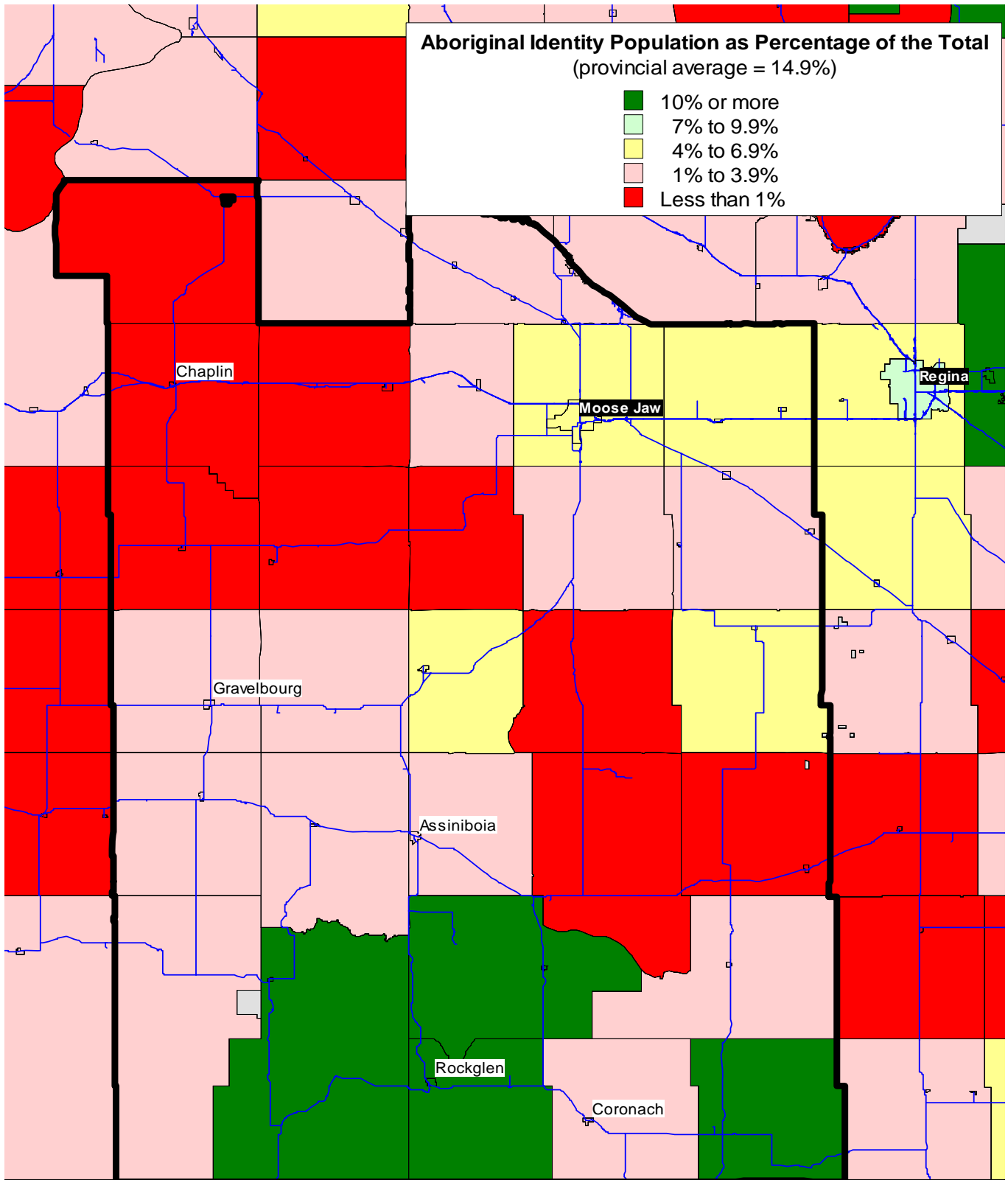
Aboriginal Population in South Central Enterprise Region



Aboriginal Population by Residence, 2006



Aboriginal Population by RM, 2006



Registered Indian Population by RM, 2006

